OSCA Remote Control-8
QLab with Manual Mode

Overview

This document outlines how QLab can be configured to send OSC messages to the TFT screen of OSCA Remote Control-8 to provide information to a remote operator. For example, when a Musician has control of a specific Cue List in QLab to play back click tracks.
A QLab licence of any kind is required to run Script and Network cues used in this example.

QLab File

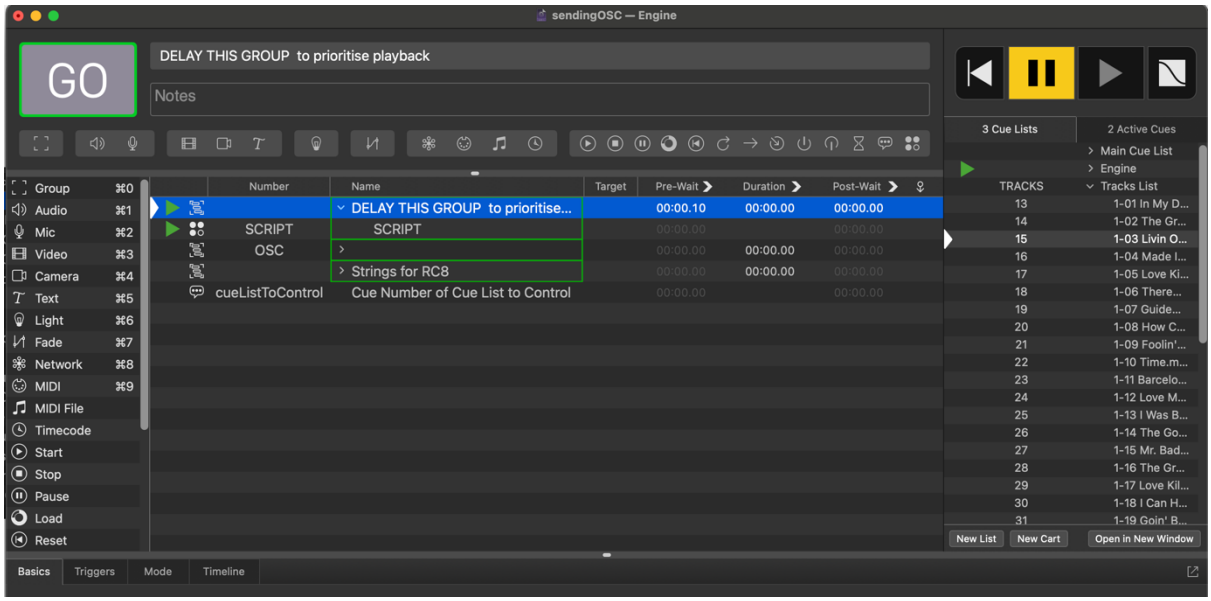

The ENGINE Cue List contains all the cues needed to make this work.

SCRIPT – This cue fires on workspace load and runs an AppleScript which loops every 0.1s
OSC – This group cue contains network message to send OSC to RC8
STRINGS– This group cue contains memo cue which are used to build the OSC messages
cueListToControl– Set the notes of this cue to the cue number of the cue list to control, in this example TRACKS

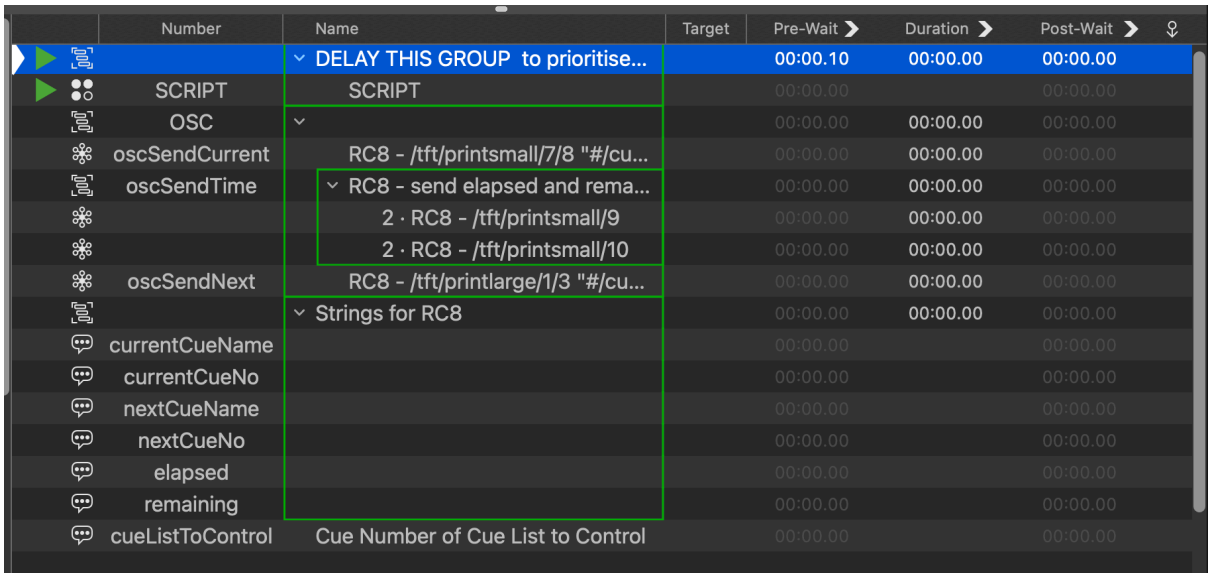

SCRIPT

This contains an AppleScript which will repeats every 0.1s. This script will address cues in the Cue List with the same cue number as the notes of the cue cueListToControl and does the following

1. If the playhead position changes update memo cues nextCueName and nextCueNo and start the network cue oscSendNext
2. If there are any active cues update memo cues currentCueName, currentCueNo, elapsed, remaining. Start oscSendTime and if the current cue has changed start oscSendCurrent
3. If there are no active cues update memo cues currentCueName, currentCueNo, elapsed, remaining with blank data. If the current cue has changed start oscSendTime and oscSendCurrent

OSC Message Details

oscSendNext	/tft/printsmall/7/8 "#/cue/currentCueNo/notes# #/cue/currentCueName/notes#"
oscSendTime	/tft/printsmall/9 "#/cue/elapsed/notes#" /tft/printsmall/10 "#/cue/remaining/notes#"
oscSendCurrent	/tft/printlarge/1/3 "#/cue/nextCueNo/notes# #/cue/nextCueName/notes#"

The RC8 screen will look something similar to below.

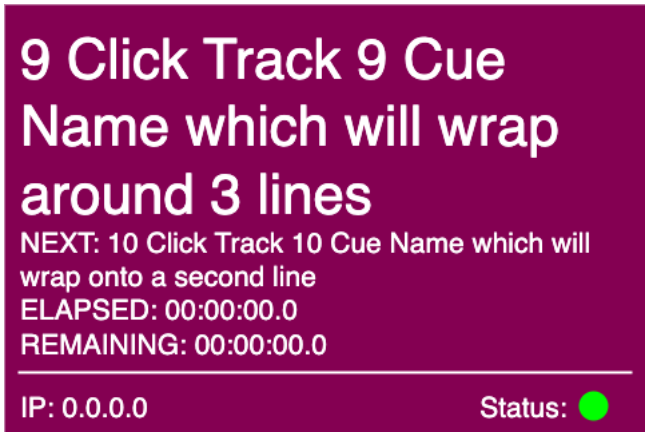

Remote Control-8 setup

The remote control 8 should be set to Manual Mode. To control the TRACKS cue list as in this example:

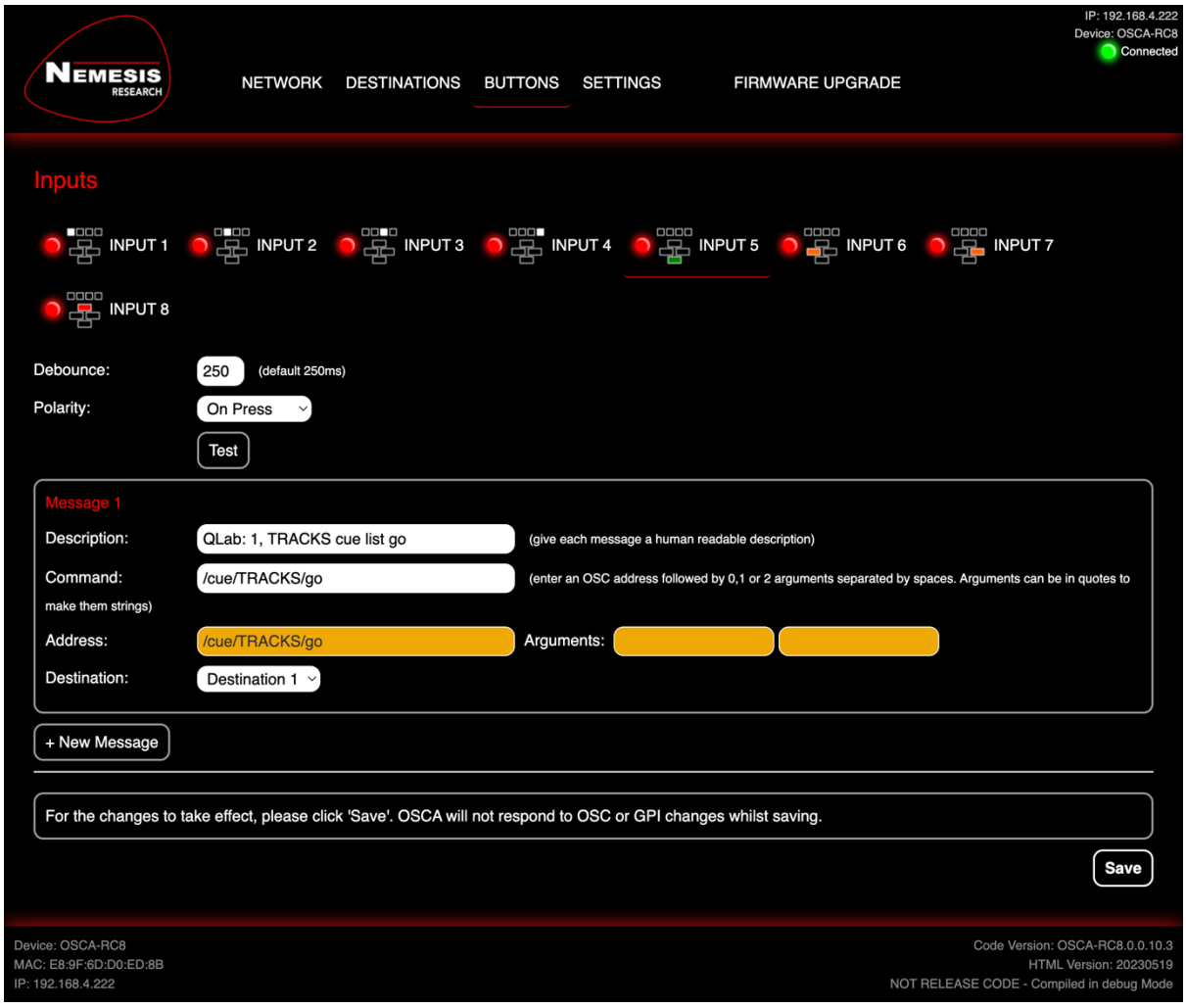

OSC Messages for buttons 5-8

Go	/cue/TRACKS/go
Previous	/cue/TRACKS/playhead/previous
Next	/cue/TRACKS/playhead/next
Stop	/cue/TRACKS/panic

Version	By	Date	Firmware
1.0	BA	Feb 26	0.0.10.3

Credit to Mic Pool's QLab Cookbook Article which inspired this example
https://qlab.app/cookbook/qlab-recital/

- END OF DOCUMENT -